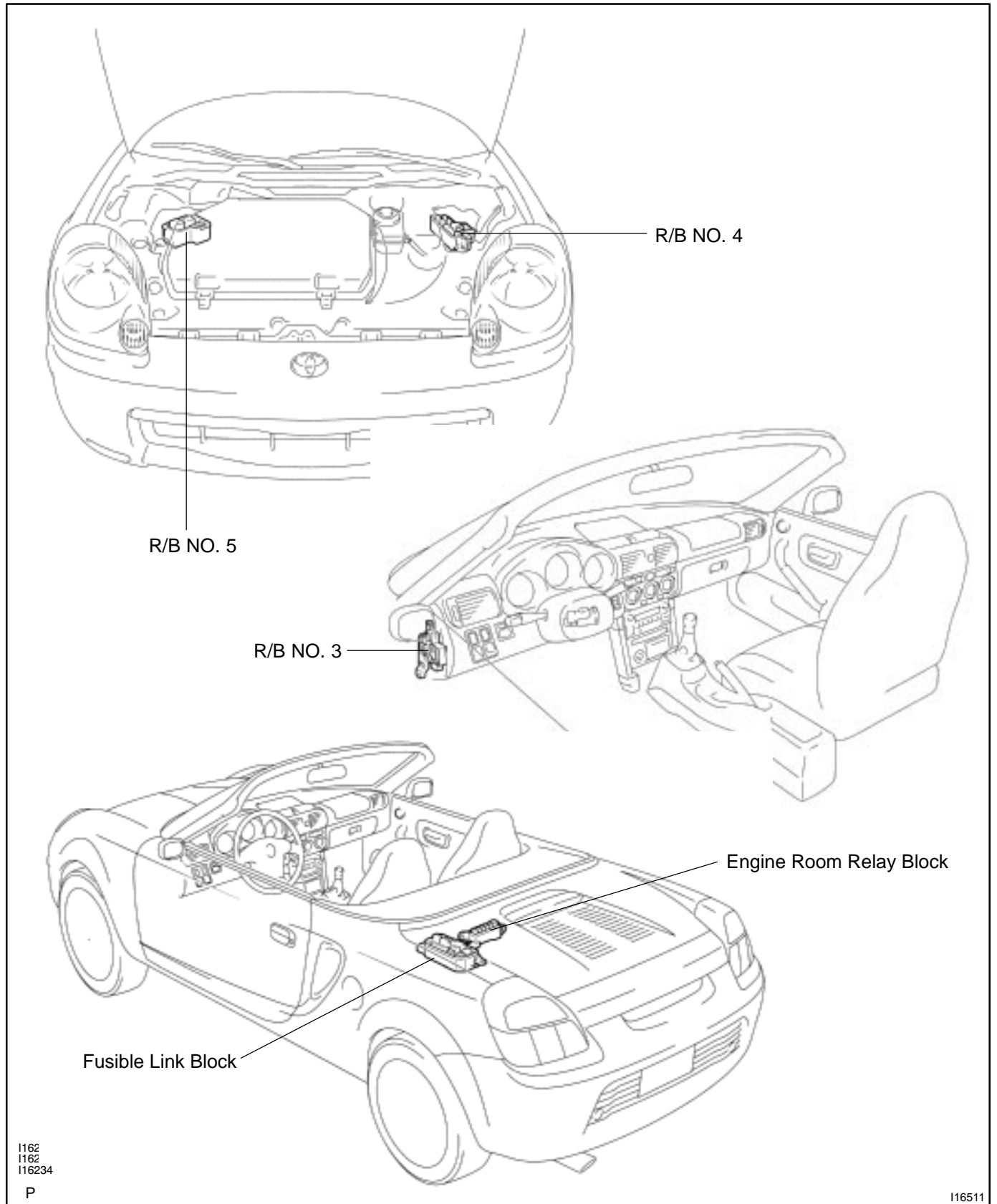
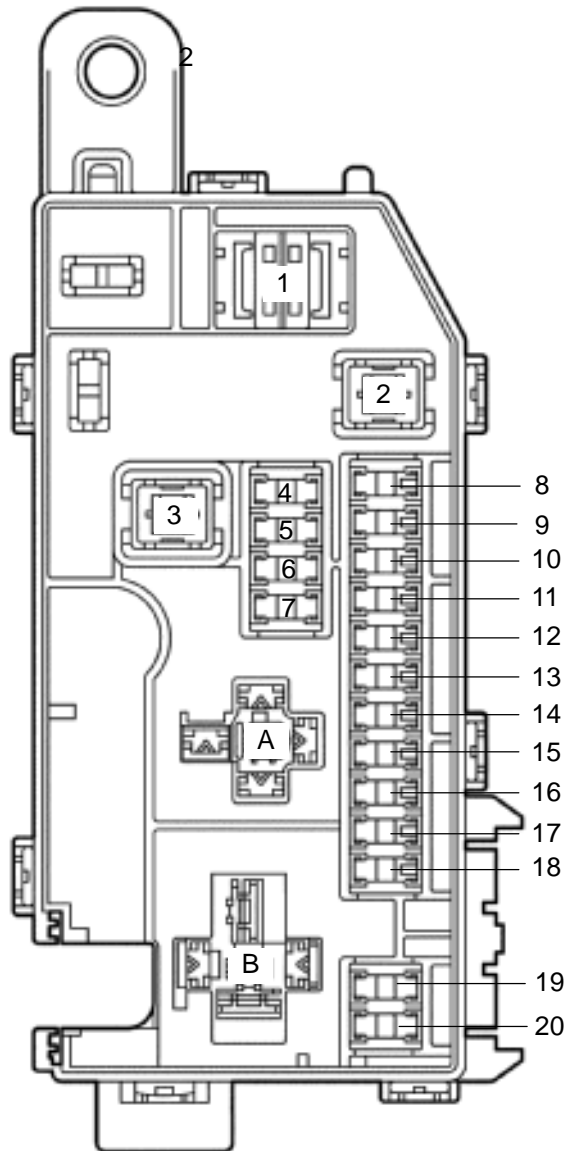


# POWER SOURCE LOCATION

BE1K3-01



**Fusible Link Block**



**Fuses**

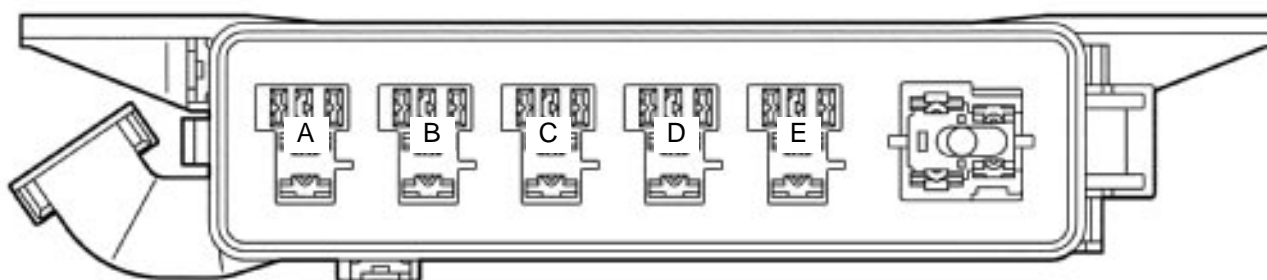
1. FL ALT	100 A
2. MAIN	40 A
3. HTR	40 A
4. EFI2	7.5 A
5. ST	7.5 A
6. SMT-IG	10 A
7. -	
8. -	
9. ALT-S	7.5 A
10. ECU-B1	25 A
11. SMT-B	10 A
12. HORN	10 A
13. HAZ	15 A
14. AM2	15 A
15. IG2	15 A
16. EFI1	15 A
17. ETCS	15 A
18. HPU	30 A
19. DRL NO.1	7.5 A
20. DRL NO.2	20 A

**Relays**

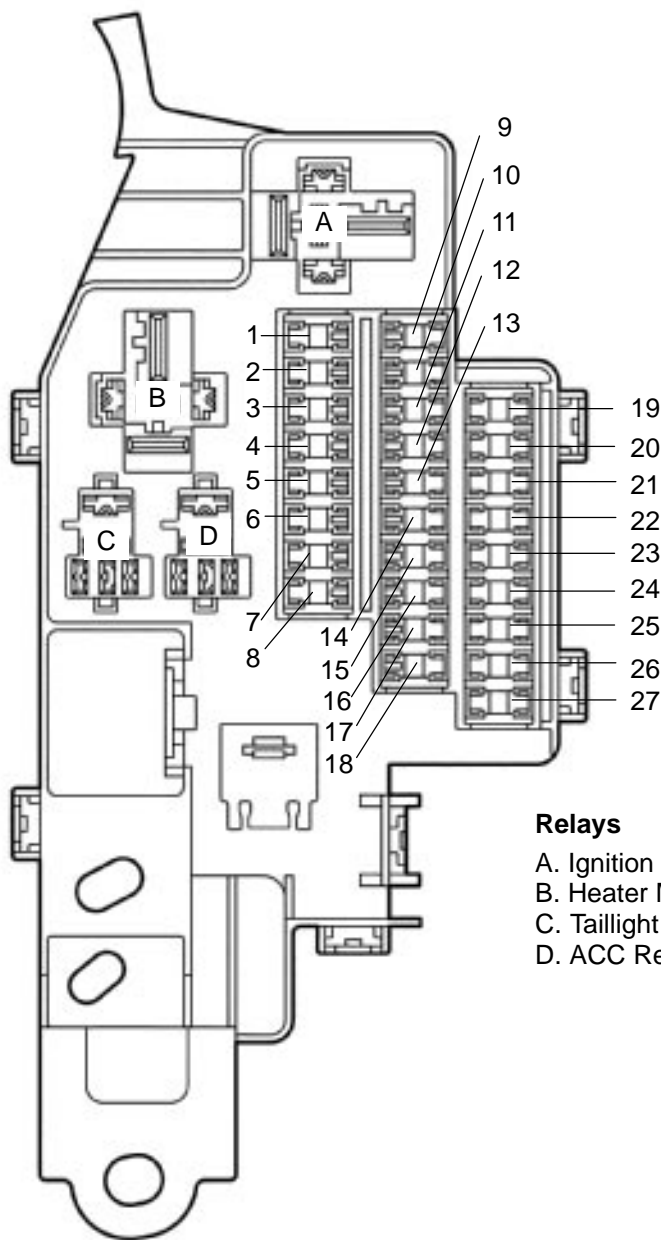
- A. Starter Relay (Marking: ST)
- B. Headlight Control Relay (Marking: H-LP)

**Engine Room Relay Block****Relays**

- A. Circuit Opening Relay (Marking: C/OPN)
- B. Ignition Relay (Marking: IG2)
- C. Horn Relay (Marking: HORN)
- D. EFI Main Relay (Marking: EFI)
- E. Magnetic Clutch Relay (Marking: A/C COMP)



R/B NO. 3



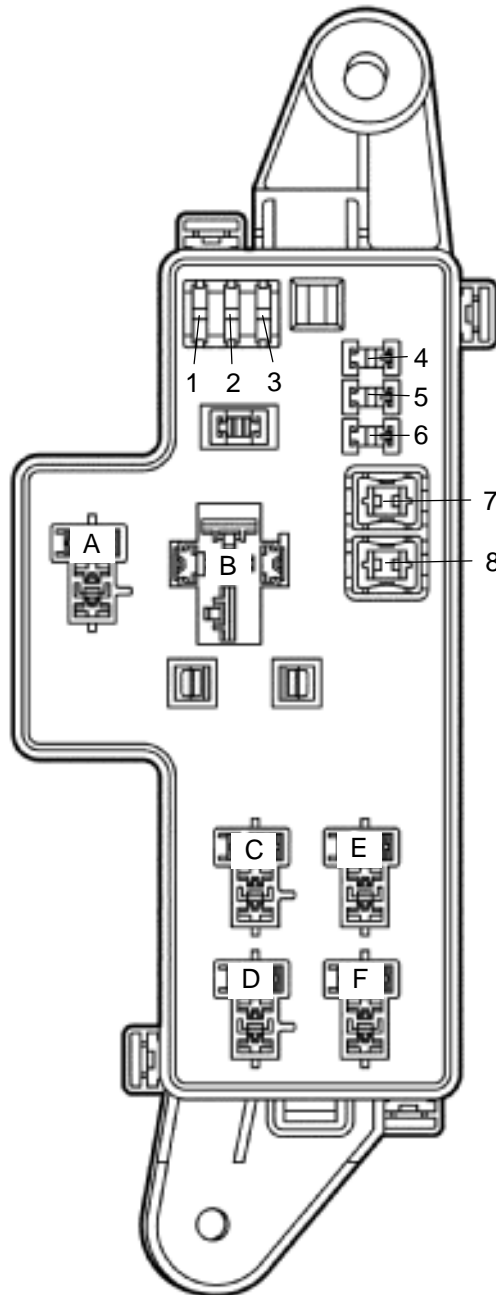
**Fuses**

1. WASHER	10 A
2. HTR	10 A
3. WIPER	20 A
4. ECU-IG	7.5 A
5. FAN-IG	7.5 A
6. TURN	7.5 A
7. GAUGE	7.5 A
8. SRS	7.5 A
9. DEF	25 A
10. OBD	7.5 A
11. AM1	7.5 A
12. ACC	25 A
13. DOOR	15 A
14. -	
15. STOP	15 A
16. TAIL1	20 A
17. D P/W	20 A
18. P P/W	20 A
19. RADIO1	15 A
20. DOME	10 A
21. ECU-B	10 A
22. TAIL2	10 A
23. PANEL	7.5 A
24. RADIO2	7.5 A
25. CIG	15 A
26. I/UP	7.5 A
27. -	

**Relays**

- A. Ignition Relay
- B. Heater Main Relay
- C. Taillight Control Relay
- D. ACC Relay

R/B NO. 4



**Fuses**

- |            |      |
|------------|------|
| 1. SPARE   | 30 A |
| 2. SPARE   | 15 A |
| 3. SPARE   | 20 A |
| 4. CDS FAN | 30 A |
| 5. ABS1    | 20 A |
| 6. RDI FAN | 30 A |
| 7. EHPS    | 50 A |
| 8. ABS2    | 40 A |

**Relays**

- A. NO. 1 Cooling Fan Relay (Marking: FAN NO.1)
- B. EHPS Relay (Marking: EHPS)
- C. NO. 3 Cooling Fan Relay (Marking: FAN NO.3)
- D. NO. 2 Cooling Fan Relay (Marking: FAN NO.2)
- E. ABS Motor Relay (Marking: ABS MTR)
- F. ABS Solenoid Relay (Marking: ABS SOL)

R/B NO. 5

**Fuses**

1. HEAD RH LWR	10 A
2. HEAD LH LWR	10 A
3. HEAD RH UPR	10 A
4. HEAD LH UPR	10 A

**Relays**

A. NO. 4 Daytime Running Light Relay (Marking: DRL NO.4)
B. NO. 2 Daytime Running Light Relay (Marking: DRL NO.2)

